



Dimensions and Tolerances

Thickness: from 0,080 to 0,300 mm **Tolerances:**
Single gauging: +/-8%
Average: +/-5%


Camber: 2mm/2m

Surface: typical mill-finish (Roughness Ra 0,15 - 0,30µm)
On request bright-finish (Roughness Ra <0,10µm)

Width: from 35 to 1200 mm **Width Tolerances:**
From 35 to 200 mm +/-0,15
From 201 to 350 mm +/-0,30 mm
From 351 to 600 mm +/-0,50 mm
From 601 to 900 mm +/-0,75 mm
From 900 to 1200 mm +/-1,00 mm

Coil Dimensions


I.D.	Crdboard core	Steel core	O.D. (Max)	Typical O.D.
70mm	no	yes	1450	1020-835-730-650-590
75mm	no	yes	1450	1020-835-730-650-590
150mm	yes	yes	1470	1030-850-740-660-610
300mm	yes	no	1500	1075-900-800-730-680
400mm	yes	no	1550	1110-940-845-780-735



Typical alloys

Chemical composition (according to A.A. designation) in percent maximum unless shown as a range or a minimum

Alloy	Fe %	Si %	Cu %	Mn %	Mg %	Zn %	Ti %	Others		Al
								each	total	
1050	0,40	0,25	0,05	0,05	0,05	0,05	0,03	0,03	0,15	99,50
1200	Fe + Si =	1,0	0,05	0,05		0,10	0,05	0,05	0,15	99,00
1100	Fe + Si =	0,95	0,05-0,20	0,05		0,10	0,05	0,05	0,15	99,00
8006	1,2-2,0	0,40	0,30	0,3-1,0	0,10	0,10	-	0,05	0,15	balance
8079	0,7-1,3	0,30	0,05		-	0,10		0,05	0,15	balance

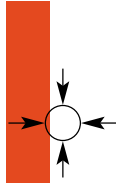


Physical Properties

Alloy	Density (g/cm ³)	Mod. Elasticity (MPa)	Thermal Cond. -0-100°C (W/m°C)	Resistivity at 20°C (µΩcm)	Specific Heat (J/kg°C)
1050	2,70	69000	231	2,8	945
1100	2,71	"	222	2,9	950
1200	"	"	"	"	"
8006	2,71	"	190	-	-
8079	2,71	"	220	2,9	950

Mechanical Properties

Merely as a Guide



Alloy	Temper	Thickness		Rm	Rp02	Elongation	Erichsen	Typical Uses
		from	to	(N/mm ²)	(N/mm ²)	A100 (%)		
1050	"0"	0,08	0,15	60-90	35-50	16-22	5,3-6,3	Draw-type
"	"	0,15	0,30	60-90	35-50	20-30	5,6-7,0	"
"	H22	0,08	0,15	90-120	70-90	15-20	4,8-5,6	DT for low h/D ratio
"	"	0,15	0,30	90-120	70-90	18-26	5,2-6,2	"
"	H24	0,08	0,15	100-130	85-100	12-18	4,5-5,5	"
"	"	0,15	0,30	100-130	85-100	15-22	5,0-6,0	"
"	H19	0,08	0,15	>160	>150	>2	-	Car radiators/ Air Conditioning
"	"	0,15	0,30	>150	>145	>3	-	"
1100/1200	"0"	0,08	0,15	70-100	40-60	16-24	5,5-6,5	Draw-type
"	"	0,15	0,30	70-100	40-60	20-30	5,8-7,0	"
"	H22	0,08	0,15	90-130	70-100	15-22	5,0-5,8	DT for middle h/D ratio
"	"	0,15	0,30	90-130	70-100	18-25	5,4-6,4	"
"	H24	0,08	0,15	110-140	90-110	13-18	4,8-5,6	"
"	"	0,15	0,30	110-140	90-110	16-20	5,2-6,2	"
"	H26	0,08	0,15	120-150	100-130	8-16	4,5-5,5	Drawless type
"	"	0,15	0,30	120-150	100-130	10-18	5,0-6,0	"
"	H19	0,08	0,15	>170	>160	>2	-	Car radiators/ Air Conditioning
"	"	0,15	0,30	>160	>150	>3	-	"
8006	"0"	0,08	0,15	80-120	50-70	20-28	5,8-6,8	DT for high h/D ratio
"	"	0,15	0,30	80-120	50-70	25-35	6,4-7,6	"
"	H22	0,08	0,15	100-140	80-110	18-24	5,4-6,4	"
"	"	0,15	0,30	100-140	80-110	22-28	5,8-6,8	"
"	H24	0,08	0,15	120-160	100-140	15-22	5,2-6,0	DT for middle h/D ratio
"	"	0,15	0,30	120-160	100-140	18-24	5,6-6,7	"
"	H26	0,08	0,15	130-160	110-150	12-20	4,8-5,6	Drawless type
"	"	0,15	0,30	130-160	110-150	14-22	5,2-6,3	"
8079	"0"	0,08	0,15	75-110	50-65	18-25	5,6-6,6	Draw-type
"	"	0,15	0,30	75-110	50-65	22-30	6,0-7,2	"
"	H22	0,08	0,15	95-135	75-110	16-22	5,1-6,0	DT for middle h/D ratio
"	"	0,15	0,30	95-135	75-110	20-26	5,5-6,7	"
"	H24	0,08	0,15	115-145	90-120	14-20	5,0-5,8	"
"	"	0,15	0,30	115-145	90-120	16-22	5,4-6,4	"
"	H26	0,08	0,15	125-150	105-140	10-18	4,6-5,2	Draw-type
"	"	0,15	0,30	125-150	105-140	11-20	5,1-6,2	"

Finstock



Coating Properties

Properties

Colour	Vinyl	Epoxy	Polyester or Polyurethane	Styrol-acrylic
Dry film thickness (µm)	transparent, gold, blue	gold/blue grey/black	grey	ice, blue
Dry film weight (g/m ²)	2-4	3-6 10-12	7-10	1-2
Ther. conductivity of film (W/m°C)	2-5	4-8 8-12	8-12	2-4
Resistance totrichloro-ethylene	0,12-0,15	0,13-0,24	0,19-0,21	0,15-0,17
Resistance to M.E.K.	D	A,B	B	A, B
Resistance to acids 2% HCl - 2%H ₂ SO ₄	E	100 double rubs	100 double rubs	200 double rubs
Resistance to salt fog (200 hours)	D	A,B	A,B	E
Resistance to water vapour (121°C for 30')	B	A,B	A	A, B
Hydrophilic aptitude	D	A	A	B, C
	E	E	E	A

A = Excellent

B = Good

C = Acceptable

D = Poor

E = Very Poor

